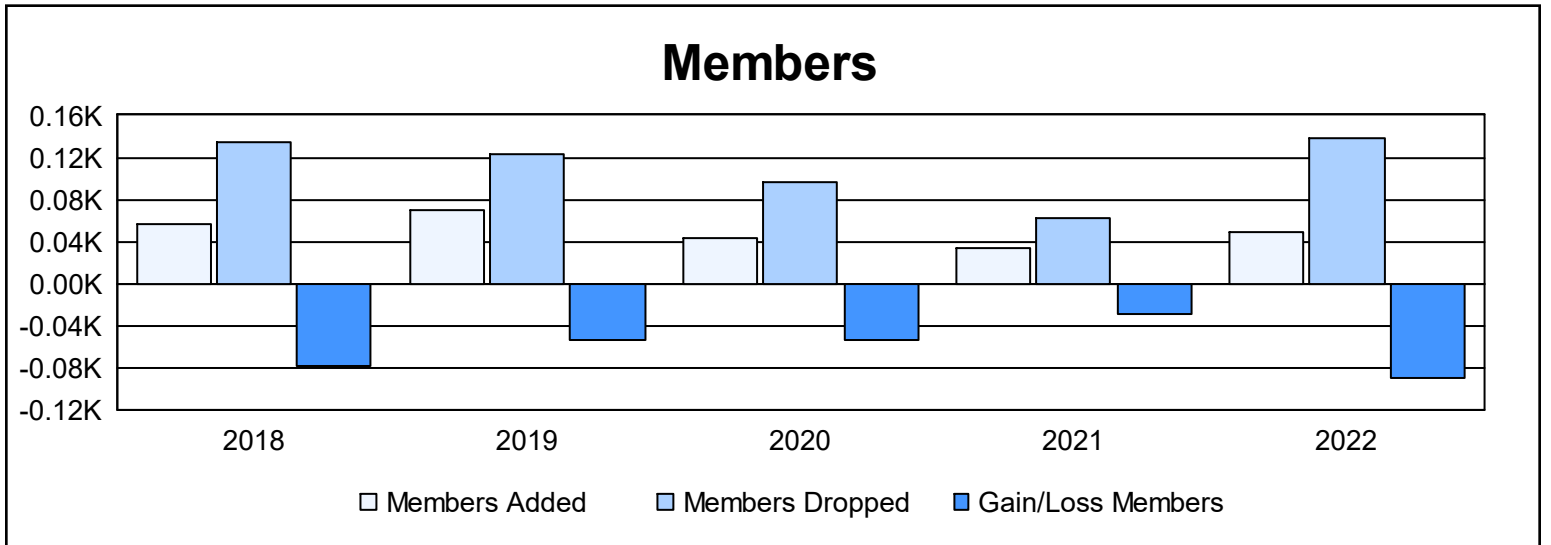
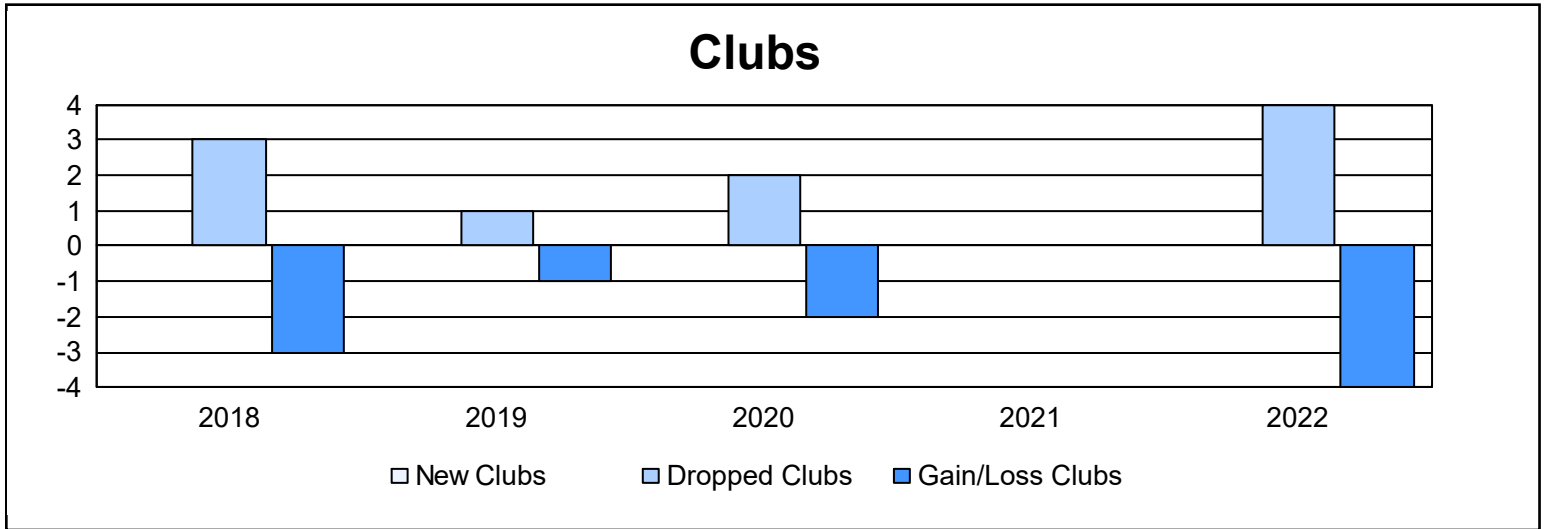
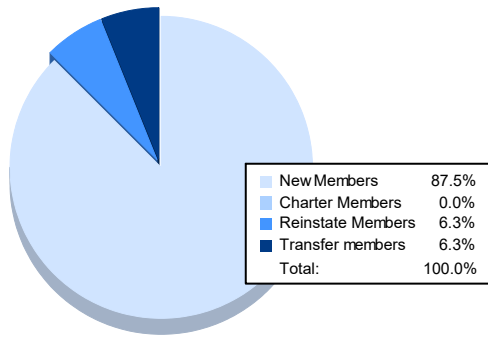


Year	New Clubs	Dropped Clubs	Gain/ Loss Clubs	New Members	Charter Members	Reinstate Members	Transfer Members	Total Member Added	Total Members Dropped	Gain/ Loss Members
2017-2018	0	3	-3	50	0	3	3	56	135	-79
2018-2019	0	1	-1	55	1	6	8	70	123	-53
2019-2020	0	2	-2	32	0	0	12	44	97	-53
2020-2021	0	0	0	16	12	5	0	33	63	-30
2021-2022	0	4	-4	42	0	3	3	48	138	-90
<b>Average</b>	<b>0</b>	<b>2</b>	<b>-2</b>	<b>39</b>	<b>3</b>	<b>3</b>	<b>5</b>	<b>50</b>	<b>111</b>	<b>-61</b>



### Membership Composition June 2022 Cumulative



### Gender Composition June 2022 Cumulative

